




**BISON** Innovative Products

Get CEU Credits, Details, & Specifications online at [www.bisonip.com](http://www.bisonip.com)

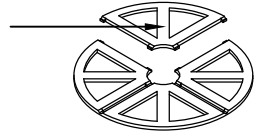
701 Osage Street, Unit 120, Denver, CO 80204 USA  
Phone 303.892.0400 Toll Free 800.333.4234 Fax 303.825.5988  
EMail [info@bisonip.com](mailto:info@bisonip.com) Web [www.bisonip.com](http://www.bisonip.com)

**VERSADJUST**  
Adjustable Pedestals

PS1 RIGID SHIMS MAY BE PLACED ABOVE OR BELOW EACH PEDESTAL AND MAY BE USED WHOLE OR CUT INTO SEGMENTS FOR SLOPE COMPENSATION AND FINAL LEVELING.



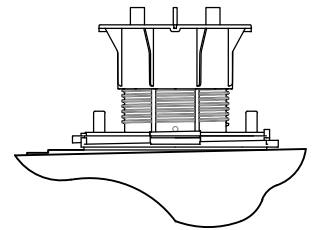
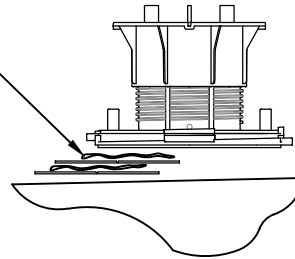
MAY BE CUT INTO SEGMENTS



### PS1 SHIM DETAIL

PLACE PS1 SHIMS UNDER PEDESTALS IN A STAIR-STEP FASHION TO COMPENSATE FOR SLOPING SUBSTRATES. USE NO MORE THAN 2 SHIMS. ADHERE THEM TO EACH OTHER OR TO THE PEDESTAL WITH CONSTRUCTION ADHESIVE. DO NOT ADHERE TO SUBSTRATE.

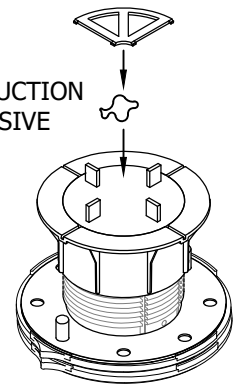
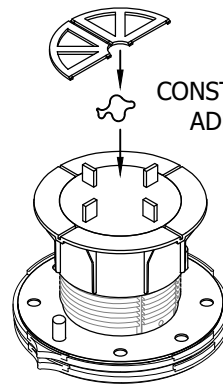
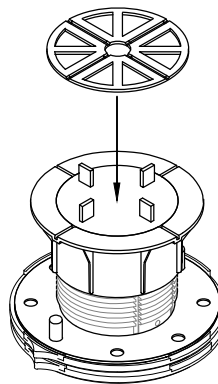
ADHERE SHIMS IN PLACE WITH CONSTRUCTION ADHESIVE



DO NOT ADHERE TO SUBSTRATE

### PS1 SHIMS UNDER VERSADJUST

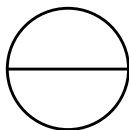
PS1 SHIMS MAY BE PLACED ON TOP OF PEDESTALS FOR MINOR LEVELING OF PAVERS WITH THICKNESS VARIATIONS. USE NO MORE THAN 2 SHIMS. IF USING ONLY A PARTIAL SEGMENT, ADHERE IT TO THE PEDESTAL WITH CONSTRUCTION ADHESIVE.



### PS1 SHIMS ON TOP OF VERSADJUST

**GENERAL NOTES:** APPLY TO ALL OF THE ABOVE PRODUCTS

1. INSTALLATION MUST BE COMPLETED IN ACCORDANCE WITH BISON INNOVATIVE PRODUCTS SPECIFICATIONS.
2. DRAWINGS NOT TO SCALE.
3. CONTRACTOR'S NOTE: FOR PRODUCT AND COMPANY INFORMATION VISIT [www.BisonIP.com](http://www.BisonIP.com)



**PS1 SHIM INSTALLATION**

1/8" RIGID SHIM