



# BISON Innovative Products

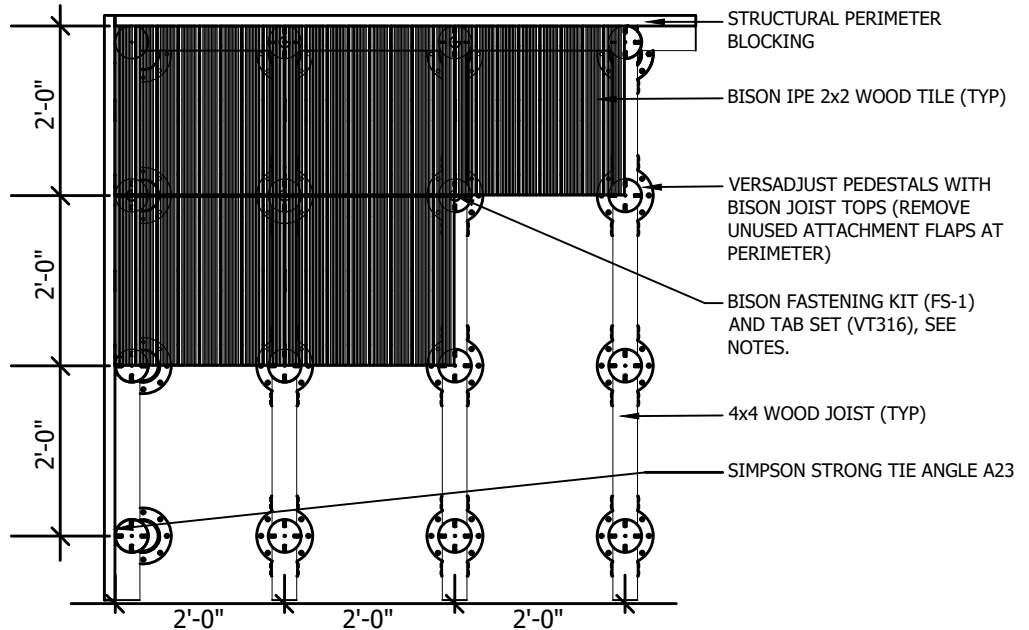
Get CEU Credits, Details, & Specifications online at [www.bisonip.com](http://www.bisonip.com)

701 Osage Street, Unit 120, Denver, CO 80204 USA  
Phone 303.892.0400 Toll Free 800.333.4234 Fax 303.825.5988  
EMail [info@bisonip.com](mailto:info@bisonip.com) Web [www.bisonip.com](http://www.bisonip.com)

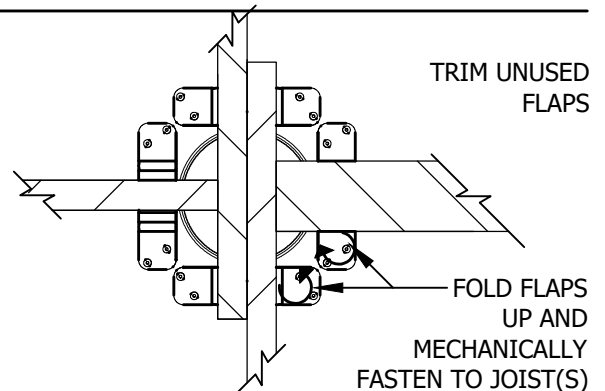
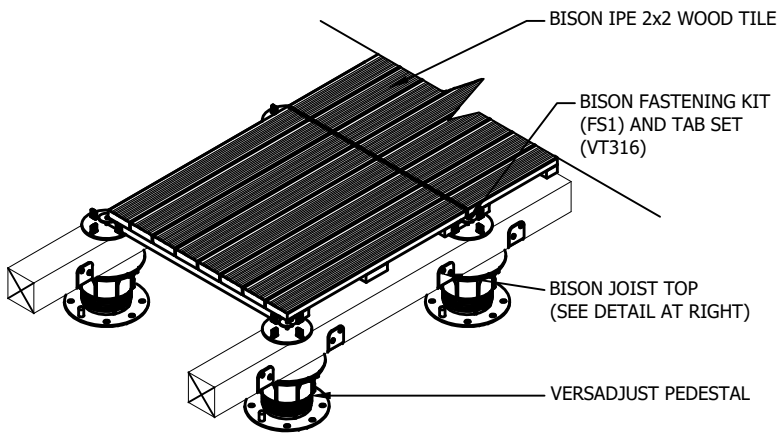
**VERSADJUST**  
Adjustable Pedestals

### GENERAL NOTES

1. PROVIDE STRUCTURAL PERIMETER CONTAINMENT AROUND ALL SIDES OF DECK.
2. MECHANICALLY FASTEN JOIST TOP TO TOP OF PEDESTAL USING BISON PROVIDED SCREW.
3. WOOD JOISTS OR BEAMS ARE INSTALLED ON TOP OF THE PEDESTALS AND JOIST TOPS.
4. FOLD FLAPS AROUND JOIST OR BEAM AND MECHANICALLY FASTEN WITH WOOD SCREWS.
5. TOP OF BEAMS MUST HAVE 4" WIDE SURFACE AT TAB SETS TO ENSURE STABLE WEIGHT DISTRIBUTION OF TILES.
6. PLACE TAB SETS ON JOISTS AND LAY IN PAVERS. WHEN SPACING IS COMPLETE, SCREW DOWN TAB SETS WITH FS-1 FASTENER.



### BISON WOOD TILES ON JOISTS



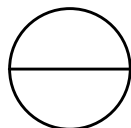
BISON JOIST TOP ACCOMMODATES NOMINAL WIDTH SIZED 2x AND 4x LUMBER.

### BISON WOOD TILES TO JOIST DETAIL

### TYPICAL JOIST TOP WITH LUMBER VIEW

#### GENERAL NOTES: APPLY TO ALL OF THE ABOVE PRODUCTS

1. INSTALLATION MUST BE COMPLETED IN ACCORDANCE WITH BISON INNOVATIVE PRODUCTS SPECIFICATIONS.
2. DRAWINGS NOT TO SCALE.
3. CONTRACTOR'S NOTE: FOR PRODUCT AND COMPANY INFORMATION VISIT [www.BisonIP.com](http://www.BisonIP.com)



## WOOD TILES ON JOISTS

INSTALLING WOOD TILES OVER JOISTS ON PEDESTALS